

Wave clip

PV installation on corrugated roofs – quick, easy and high-quality

Fitting solar panels on corrugated roofs can be a challenge, especially when it comes to **strength** and **speed**. However, such concerns are now a thing of the past thanks to our corrugated mounting system, fixed using a Wave clip. Using the strength of the corrugated sheet and the screw already present results in an even more stable structure and better weight distribution. And it's faster too! A win-win situation.

High-quality materials

We make the Wave clip from high-quality aluminium and stainless steel. The interior has an EPDM layer, so it is **watertight** too. Since 2014, **thousands of solar panels** have already been mounted using this solution. So the system is fully tried and tested for reliability.



QUICK MOUNTING

The Wave clip is super-fast. Simply loosen the existing screw, fit the clip, and tighten again – done.

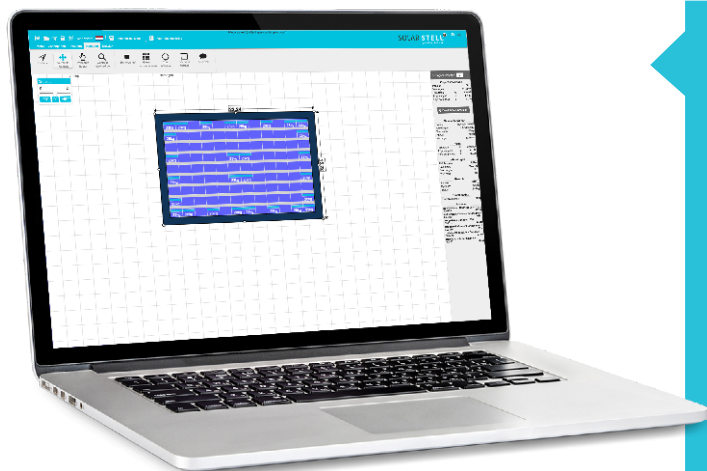
Easy, isn't it?

THE ORIGINAL

Many suppliers have copied the Wave clip, but ours is the only original. It is designed and manufactured in the Netherlands.

WHY THE WAVE CLIP?

- ✓ Stable construction
- ✓ Quick mounting
- ✓ Made in the Netherlands since 2014
- ✓ No hanger bolt required
- ✓ Better pressure distribution
- ✓ Ideal alignment
- ✓ Less risk of leaks
- ✓ 20-year warranty



HANDY CALCULATOR FOR INSTALLERS

Making calculations for your next project? Use our calculator to get the figures you need quickly and place your order directly. Including:

- ✓ Material list
- ✓ Schematic
- ✓ Ballast plan

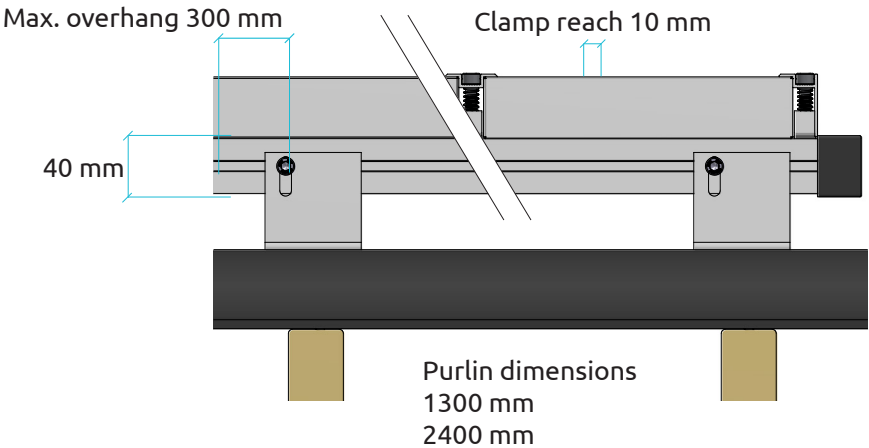
blubaseTM

WANT MORE INFO?

Call us on +31 (0)85 8000 501
or email info@blubase.com

PRODUCT INFORMATION	
Orientation	landscape/portrait
Angle	from 8°
Materials	aluminium
Roof type	corrugated roofs
Solar panels	all conventional PV modules
Warranty	20 years for the materials (if installed according to the manual)

FRONT VIEW

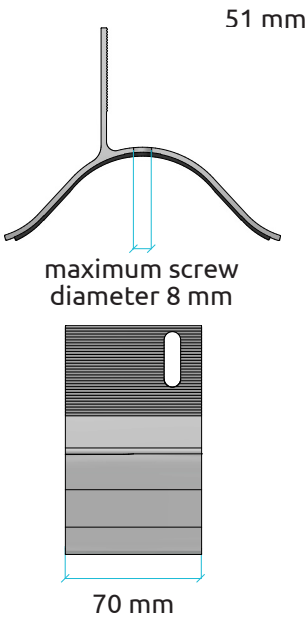
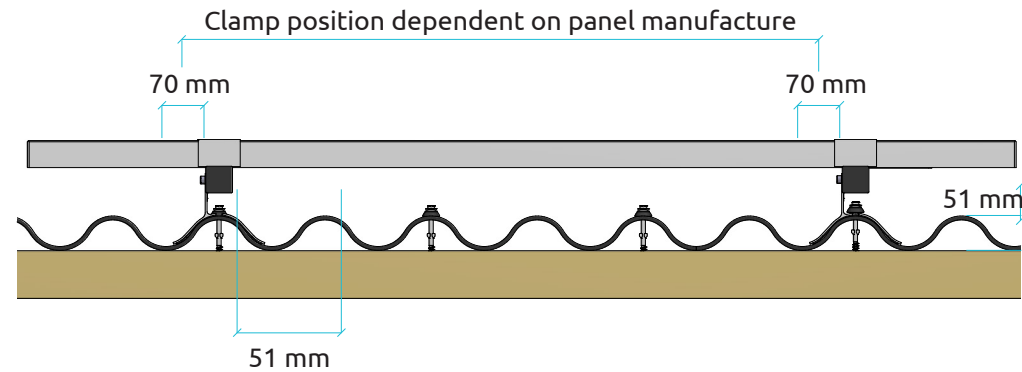


AVAILABLE LENGTHS
MOUNTING RAIL 40X40 MM

Article no. 221240	1240 mm
Article no. 222400	2400 mm
Article no. 223550	3550mm
Article no. 224710	4710 mm
Article no. 225860	5860 mm
Article no. 226500	6500 mm
Article no. 236500	6500 mm (black)
Article no. 226188*	6100 mm

*(Only for 40x80 mm mounting rail)

SIDE VIEW



NO-GO ZONE

Turbulent wind flows can occur along the facade. Therefore, keep a zone at the edge of the roof free from solar panels. Keep a minimum of 30 cm free all the way around. NEN 7250: 2014

LOAD

The system adds 1.8 kg/m2 to the weight on the roof.

EQUIPOTENTIAL BONDING

The equipotential bonding takes place automatically due to the aluminium. This prevents the build up of voltage in the material, ensuring no faults occur with the inverters or micro-inverters. NEN 1010:2015

EQUIPOTENTIAL BONDING

NEN-EN 1990 Eurocode: Basis of structural design
NEN-EN 1991-1-3 Actions on structures - Snow loads
NEN-EN 1991-1-4 Actions on structures - Wind actions
NEN 7250 Solar energy systems - Integration in roofs and facades
NEN-EN 1999-1-4 Design of aluminium structures
NEN-EN 1997 Geotechnical design